

Completing Homework with Adobe Reader

Adobe Acrobat Reader DC is a free program that you can use to complete your homework digitally, either by using the 'Fill and sign' tool (Method 1) or the fillable PDF format (Method 2).

If you do not already have Adobe Reader installed, you can download it from <https://get.adobe.com/reader/> (we recommend unchecking the optional offers)

The screenshot shows the Adobe Acrobat Reader DC download page. On the left, under 'OPTIONAL OFFERS', there are two checkboxes for McAfee products. Below that is a section 'GET MORE OUT OF ACROBAT:' with a checkbox for the Chrome Extension. On the right, there are two main download cards. The top card is for 'Adobe Acrobat Reader DC' (169 MB) with a blue 'Download Acrobat Reader' button circled in red. The bottom card is for 'Adobe Acrobat Pro DC' (908 MB) with a blue 'Download Acrobat Pro Trial' button. Both cards include a disclaimer about terms and conditions.

OPTIONAL OFFERS

McAfee

Yes, install the free **McAfee Security Scan Plus** utility to check the status of my PC security. It will not modify existing antivirus program or PC settings. [Learn more](#)

Yes, install **McAfee Safe Connect** to keep my online activities and personal info private and secure with a single tap. [Learn more](#)

GET MORE OUT OF ACROBAT:

Install the Acrobat Reader Chrome Extension
By checking the above, I agree to the automatic installation of updates for Acrobat Reader Chrome Extension
[Learn more](#)

Adobe Acrobat Reader DC
The leading PDF viewer to print, sign and annotate PDFs.
Download Acrobat Reader
169 MB
By clicking the 'Download Acrobat Reader' button, you acknowledge that you have read and accepted all of the [Terms and Conditions](#). Note: your antivirus software must allow you to install software.

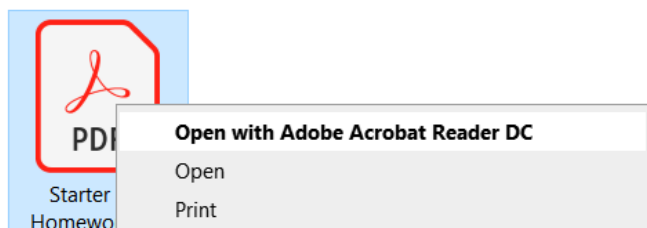
Adobe Acrobat Pro DC
Do everything you can do in Acrobat Reader, plus create, protect, convert and edit your PDFs with a 7-day free trial. Continue viewing PDFs after trial ends.
Download Acrobat Pro Trial
908 MB
By clicking the 'Download Acrobat Pro Trial' button, you acknowledge that you have read and accepted all of the [Terms and Conditions](#). Note: your antivirus software must allow you to install software.

Method 1 - Using the 'Fill and sign' tool	2
Method 2 - Fillable PDF Format	4

Method 1 - Using the 'Fill and sign' tool

This method works for plain PDF files (i.e. files that do NOT have the [Fillable] tag)

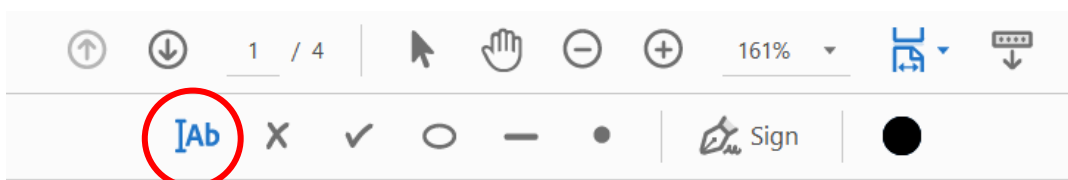
- 1) Open the saved file with **Adobe Acrobat Reader DC**



- 2) Click on the 'Fill and Sign' icon on the toolbar near the top of the screen



- 3) A second toolbar should appear; click on the leftmost button to add text.



- 4) Switch to Japanese input as required.

Please see [this page](#) for how to enable Japanese input, and see [this page](#) for how to type in Japanese.

Kimu Oshigoto nandesuka
 キム：おしごと（Ex. は） なんですか。

Yagi Watashi enjiniadesu
 やぎ：わたし（① は） エンジニアです。

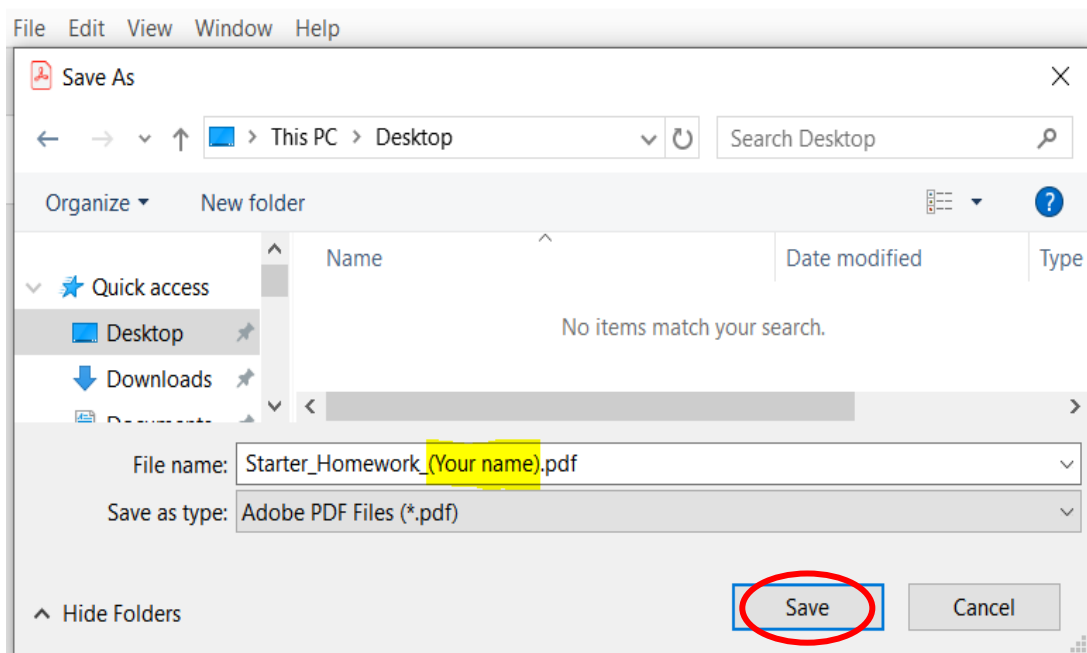
Kimu Soodesuka Watashi enjiniadesu
 キム：そうですか。わたし（② ） エンジニアです。

- 5) For multiple choice questions, select the '✓' button and click on your answer



- 6) When you are done, save the file (File > Save As..) and add your name to the file name

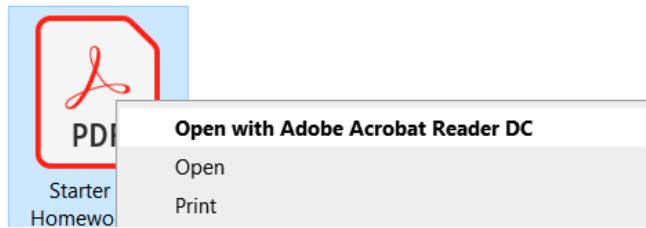
We recommend saving to an easy to find location like your desktop, or creating a new folder for your course materials.



Method 2 - Fillable PDF Format

Use this method for files with the [Fillable] tag.

- 1) Open the saved file with **Adobe Acrobat Reader DC**



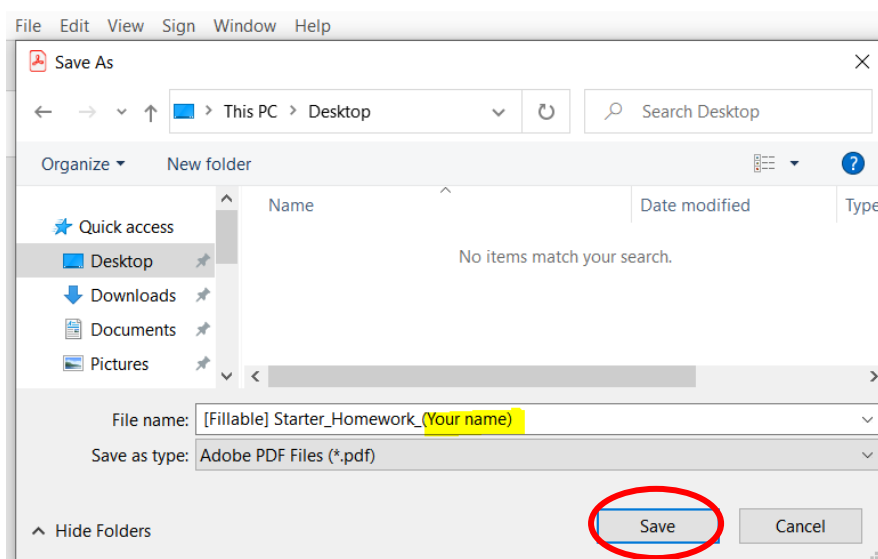
- 2) Type your answers directly into the available fields

かつ	(life)
ごはん	(dinner)
ぶん	(newspaper)

- 3) Switch to Japanese input as required.

to bed	(ねます)
ock	(しちじ)
	()

- 4) When you are done, save the file (File > Save As...) and add your name to the file name



NOTE: If you are having trouble typing Japanese in the fillable PDF format (characters displaying as boxes), you may need to download the Asian Language Font Pack for Adobe Reader from one of the links below

- Windows: <https://supportdownloads.adobe.com/detail.jsp?ftpID=6839>
- Mac: <https://supportdownloads.adobe.com/detail.jsp?ftpID=6486>

You may also need to update Adobe Reader (click “Help” and then “Check for Updates...”)

